
















Turtlene Colour Chart










Sheet colour to PMS colour to be used as a guide only and not intended as an exact match. Trans colours are compared with a white backing behind trans colour swatch.

Opaque

	Clear Frosted
	White
	Yellow Similar to PMS 115C or 107U
	Orange Similar to PMS 165C or 021U
	Burgundy Similar to PMS 195C
	Red Similar to PMS 1797C
	Blue Similar to PMS 3005U
	Oxford Blue Similar to PMS 287U
	Genesis Blue Similar to PMS 289U
	Green Similar to PMS 355C or 361U
	Bottle Green Similar to PMS 343C or 3298U
	Grey Similar to PMS Cool Grey 7C or 422U

	Charcoal Grey Similar to PMS 425C or 426U
	Silver Ghost Similar to PMS 421C or 877C (Silver)
	Black

Translucent

	Trans White
	Trans Yellow Similar to PMS 101C or 101U
	Trans Orange Similar to PMS 158C
	Trans Pink Similar to PMS 2385C or 239U
	Trans Red Similar to PMS 186C
	Trans Purple Similar to PMS 2587C or 266U
	Trans Blue Similar to PMS 299C
	Trans Green Similar to PMS 375U
	Trans Grey Similar to PMS Cool Grey 7C or 422U